

Success Life Planning Framework

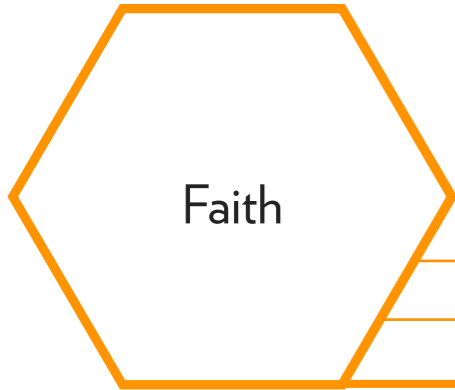
This framework primarily focuses on areas related to psychological and self-fulfillment needs

Using this model

1. For each focus create a list of goals, desires, and wishes
2. Prioritize each list of items
3. Determine top 1-3 goals for each focus
4. Determine specific action steps for each goal with a target date for accomplishment
5. Review progress and make adjustments as necessary on a monthly basis
6. Record your progress monthly
7. Celebrate as goals are met

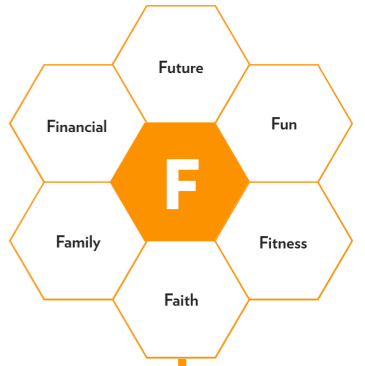


**FOUNDATIONAL
AREAS
OF FOCUS**



Faith

Three horizontal lines for notes or details.



Date to achieve Goal

1

2

3

Notes and Visuals

Large rectangular box for notes and visual aids.



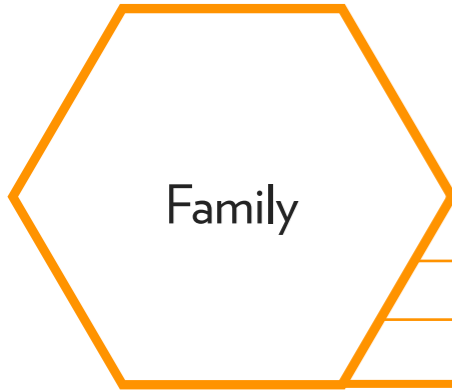
Date to achieve Goal

1

2

3

Notes and Visuals



Three horizontal lines extending from the 'Family' hexagon to the right.

Date to achieve Goal

1

2

3

A table with three rows and two columns. The first column is defined by the numbers 1, 2, and 3. The second column is defined by the 'Date to achieve Goal' header. The table is currently empty.

Notes and Visuals

A large rectangular box with an orange border, intended for notes and visual aids.

Financial



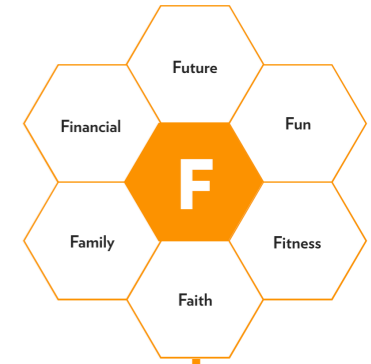
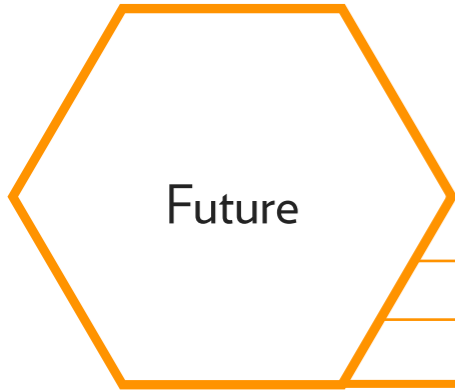
Date to achieve Goal

1

2

3

Notes and Visuals



Three horizontal lines extending from the 'Future' hexagon to the right.

Date to achieve Goal

1

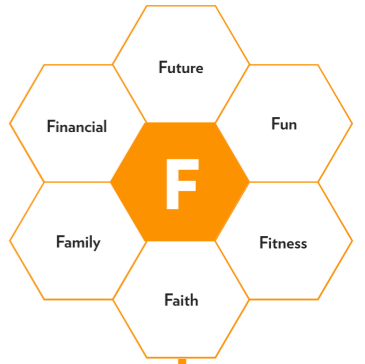
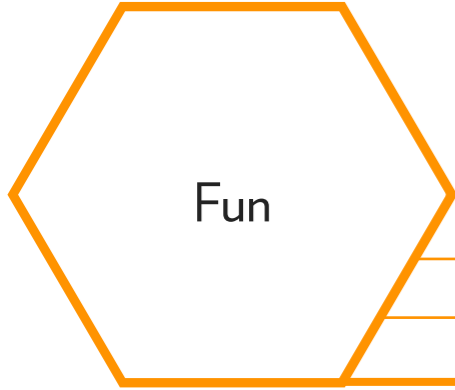
2

3

A table with three rows and two columns. The first column is defined by the numbers 1, 2, and 3. The second column is defined by the 'Date to achieve Goal' header. The table is currently empty.

Notes and Visuals

A large rectangular box with an orange border, intended for notes and visuals.



Three horizontal lines extending from the right side of the 'Fun' hexagon.

Date to achieve Goal

1

2

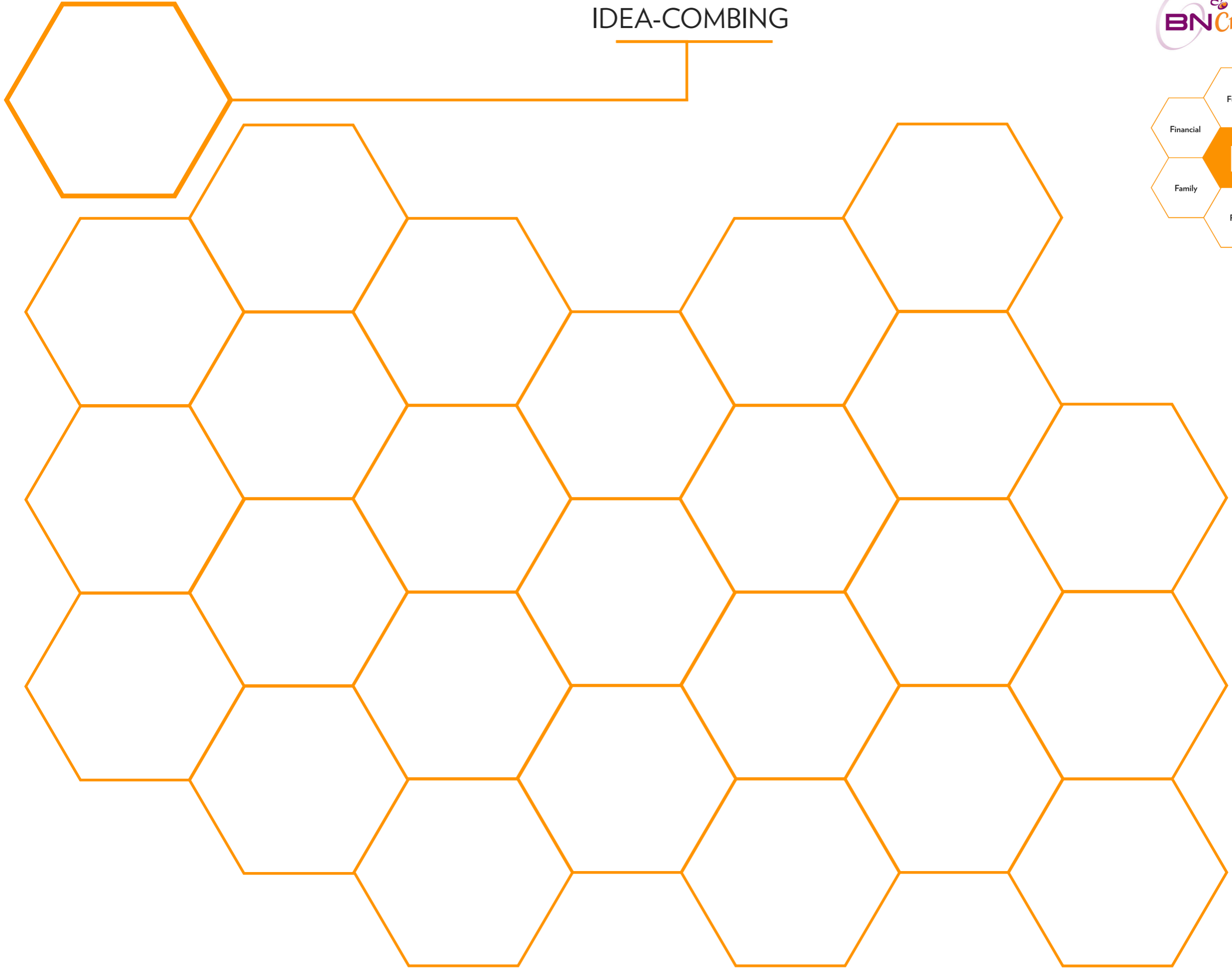
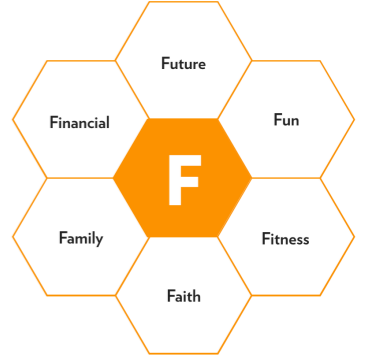
3

A table with three rows and two columns. The first column is defined by the numbered hexagons. The second column is defined by the 'Date to achieve Goal' header. The table is currently empty.

Notes and Visuals

A large rectangular box with an orange border, intended for notes and visual aids.

IDEA-COMBING



Goals To Dos List



TO DO's	FAITH	FAMILY	FITNESS	FINANCES	FUTURE	FUN	MY CHIEF DESIRE


- Using the Goals To Dos List
1. Capture your to do's
 2. Map out per Focus
 3. Prioritize
 4. Add to Weekly Planning Template



Weekly Planning Template with Daily Focus

	SUNDAY	MONDAY	TUESDAY	WDNESDAY	THURSDAY	FRIDAY	SATURDAY
Focus							
Must Accomplish Goal of Day	<input type="checkbox"/>	<input type="checkbox"/>	<input type="checkbox"/>	<input type="checkbox"/>	<input type="checkbox"/>	<input type="checkbox"/>	<input type="checkbox"/>
# of Hours							
Goal	<input type="checkbox"/>	<input type="checkbox"/>	<input type="checkbox"/>	<input type="checkbox"/>	<input type="checkbox"/>	<input type="checkbox"/>	<input type="checkbox"/>
Goal	<input type="checkbox"/>	<input type="checkbox"/>	<input type="checkbox"/>	<input type="checkbox"/>	<input type="checkbox"/>	<input type="checkbox"/>	<input type="checkbox"/>
Goal	<input type="checkbox"/>	<input type="checkbox"/>	<input type="checkbox"/>	<input type="checkbox"/>	<input type="checkbox"/>	<input type="checkbox"/>	<input type="checkbox"/>

ANNUAL GOAL	
FAITH	
FAMILY	
FITNESS	
FINANCES	
FUTURE	
FUN	



©2026 Benton N. Sauer